




HOSE CARRIER  
CODE: PORTATUBO  
ACCESSORIES




HOSE CARRIER 2  
CODE: PORTATUBO2  
ACCESSORIES




MAIN FEATURES




IDEAL TO KEEP YOUR WORKSHOP TIDY



EQUIPPED WITH WHEELS



PROVIDED WITH MOBILE SHELF WITH ADJUSTABLE HEIGHT  
**PORTATUBO2**



PROVIDED WITH MOBILE SUPPORTS

TECHNICAL DATA

	HOSE CARRIER	HOSE CARRIER 2
MAX LOADING	1323 Lbs	1543 Lbs
ONE ARM LOADING	330 Lbs	-
WEIGHT	198 Lbs	227 Lbs
DIMENSIONS LXWXH	36.1"X51.1"X79.5"	54.4"X27.1"X56.7"